


sporty elegance



544

The Salona 44 takes us to the next level of technology, design, comfort and reliability. She is stunningly impressive to look at and pride of ownership comes naturally. Crew comfort and safety, secured by ergonomically designed layouts offer functional and elegant spaces for pleasant family cruising and makes for easy living. The port side L shaped galley provides more storage and worktops with strategically placed grab rails to provide a perfect

working environment to keep the crew well provisioned even on open waters. The Salona 44 boasts larger everything – from a larger than average fridge, to copious heads, to large and comfortable seating arrangements to enable the entire crew to gather together. Both 3-cabin and 4-cabin versions are available with king-sized beds and full standing height and, not forgetting good sized

wardrobes and storage facilities. The list of options is endless and this is truly a boat built for your special needs. But this boat is not just about goods looks, however beautiful and elegant they are, the real heart of the Salona 44 is the construction that lies behind her slender silhouette. Not only is the latest vacuum infusion system used but this is combined with tri-axial orientated woven fiberglass cloth

together with other high-tech resins and materials to give the boat a lighter and stronger hull than you are likely to find elsewhere. This is a unique construction method which has a rigid and strong stainless steel frame with its loads spread evenly throughout the hull, giving this craft an unbridled advantage of strength and agility.

And yet, the boat can easily be sailed short-handed with family cruising in mind. The cockpit and deck layouts combine the German mainsheet system, which is led under deck. Special attention has been paid to the development of the twin steering wheel system which, combined with the allocation of the main traveler, simplifies your sailing. There is also a dedicated life-

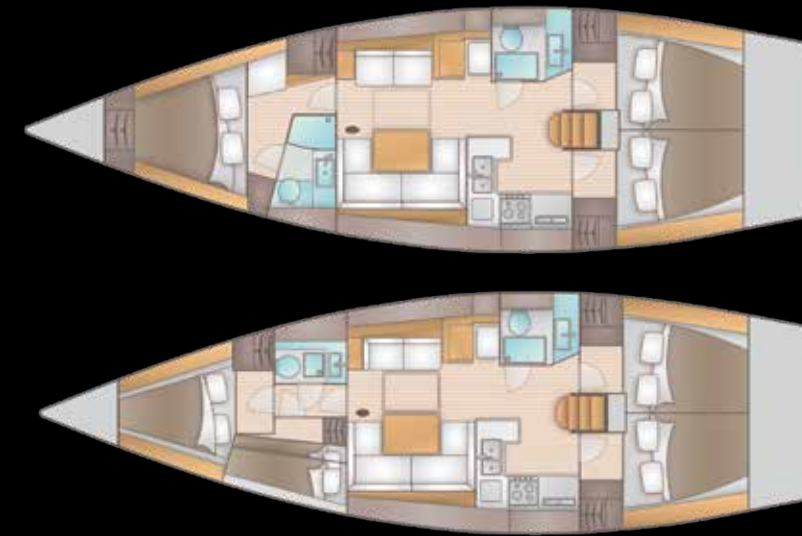
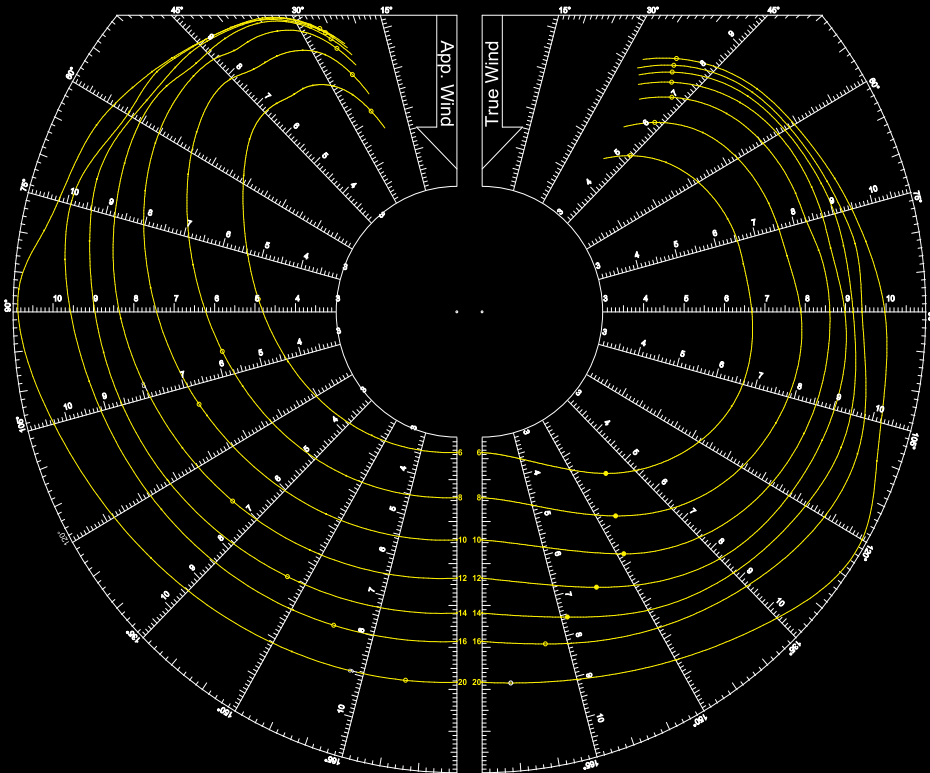
raft locker located beneath the cockpit and close to the transom, which allows for quick and easy deployment should an emergency arise. The overall feel of the boat is light and airy, the living accommodation is roomy and practical offering comfort, style and whatever kind of sailing you want to enjoy.



ultimate harmony

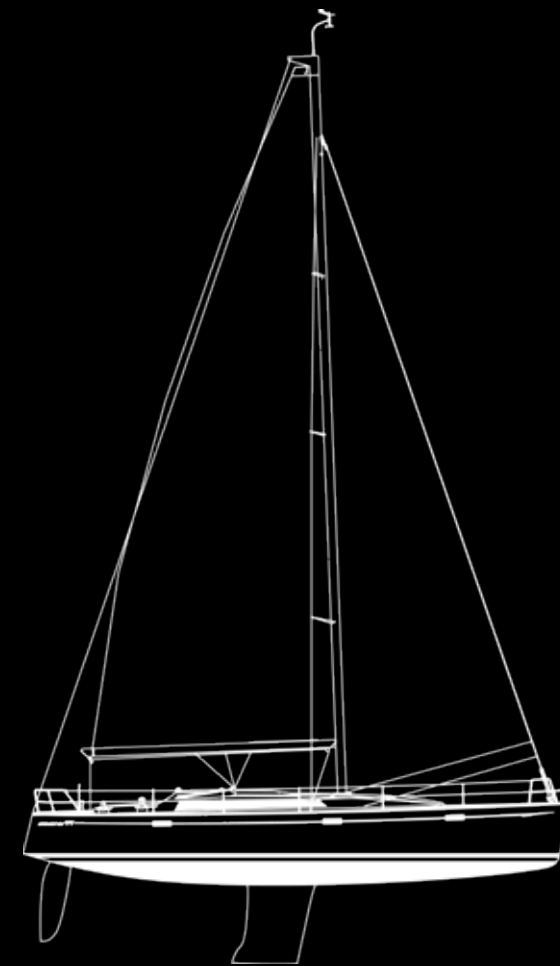


polar diagram



salona
performance cruiser

technical specification



LOA (hull)	13,50 m
LWL	12,16 m
B. max. (deck)	4,19 m
Draft	2,10 / 2,55 m
DSPL empty	9500 kg
Ballast	3400 kg
I	16,71 m
J	5,12 m
P	16,68 m
E	6,00 m
Mainsail full batten	57,60 m ²
Genoa furling	61,10 m ²
Fresh water tank	320 l
Black water tank	42 l
Fuel tank	220 l
Engine	39,6 kW (54 HP)
Design Category	A - Ocean
CE Certification	Germanischer Lloyd
Design	J & J design



salona 44